


**AC Disconnect with Integrated Surge Protection
for Small Cell Radio Heads
RSCAC-7038-P-240 • RSCAC-7038-P-240-D**

The RSCAC-7038 series is an AC Disconnect, Load Center and Surge Protection Device that is Suitable for Use as Service Equipment (SUSE).

It is designed to provide robust overvoltage surge protection for the AC power circuits for today's small cell radio systems. It employs Strikesorb® 30-A-2CHV modules capable of withstanding direct surge currents up to 5kA (10/350µs) and induced surge currents up to 60kA (8/20µs). The RSCAC-7038 series provides dual (Line 1 to Neutral) (Line 2 to Neutral) protection for up to eleven AC circuits.

powered by
Strikesorb®



RSCAC-7038-P-240



RSCAC-7038-P-240-D

Features


- 100A main breaker Suitable for Use as Service Equipment (SUSE) without condition per UL and NEC
- Ships with six tandem pre-installed load breakers providing (12) 120VAC circuits which can be bridged to provide 240V
- 120VAC GFCI courtesy outlet
- Employs the Strikesorb 30-A-2CHV Surge Protective Device (SPD)
 - The Strikesorb 30-A-2CHV is a Class I SPD, certified by VDE per the IEC 61643-11 standard as suitable for installation in areas where induced lightning exposure is expected
 - Strikesorb 30-A-2CHV is able to withstand direct surge currents up to 5kA (10/350µs) and induced surge currents of up to 60kA (8/20)
- Provides low let through / clamping voltage - as it does not employ spark gaps or other switching elements
- Strikesorb offers unique protection levels for wireless and small cell applications
- Comes with two compression fittings that can be replaced with 1.5" NPT conduit fittings
- Provides (Line 1 to Neutral, Line 2 to Neutral) protection for 120/240VAC split phase systems
- Compatible with duplex/double pole breakers
- Pole mount bracket facilitates mounting up to 4" diameter pole using existing clamps. Can also be banded to any diameter pole. Center mount holes (5/8") for center pole mount

Benefits

- NEMA 4 rated enclosure
- Up to eleven circuits for individual power control and over current protection of up to eleven small cell radio heads
- Offers unique maintenance free protection
- Lightweight design allows easy installation

UL 67

Type 4 Enclosure Electrical Rating: 240V Single Phase	
Service entrance rating: Suitable for use as service equipment	
Users	Interrupting Rating
Comment	



SPECIFICATIONS

powered by
Strikesorb®

AC Disconnect with Integrated Surge Protection for Small Cell Radio Heads

RSCAC-7038-P-240 • RSCAC-7038-P-240-D

Electrical

Model Number	RSCAC-7038-P-240	RSCAC-7038-P-240-D
Main Disconnect	100A main breaker	100A Main Breaker
Smart Power Meter	Yes	Yes
Number of Circuits	Available up to 11 (courtesy outlet utilizes 1 position)	Available up to 11 (courtesy outlet utilizes 1 position)
Breakers Supplied	Includes 6 tandem	Includes 6 tandem
Breaker Interrupt Rating (kAIC)	10kA	10kA
Means of External Disconnect	Internal	Hinged Cover
Surge Protection Device (SPD) Type to UL	Strikesorb 30-A-2CHV	Strikesorb 30-A-2CHV
Surge Protective Device (SPD) Type per UL 1449 5th Edition	Recognized UL SPD	Recognized UL SPD
Surge Protection Device (SPD) Class to IEC 61643-11	Class I	Class I
Nominal Operating Voltage [U _n]	120V / 240V split phase	120V / 240V split phase
Nominal Discharge Current [I _n] per UL 1449 5th Edition	20kA 8/20µs	20kA 8/20µs
Maximum Discharge Current [I _{max}] per IEC 61643-11	60kA 8/20µs	60kA 8/20µs
Impulse Discharge Current [I _{imp}] per IEC 61643-11	5kA 10/350µs	5kA 10/350µs
Maximum Continuous Operating Voltage [U _c] (MCOV)	150V per line	150V per line
Voltage Protection Level [U _p] per IEC 61643-11	700V	700V
Suppression Technology	MOV	MOV
Protection Modes	Line 1 to Neutral, Line 2 to Neutral	Line 1 to Neutral, Line 2 to Neutral

Mechanical

Connection (Power)	Main Breaker #12 - #2Ø AWG (3.31 - 67.4mm ²) Branch Breaker #14 - #8 AWG (2.5 - 6mm ²) Ground and Neutral Busbars #14 - #2 AWG (2.08 - 33.6mm ²)
Environmental Ingress Protection (IP) Rating	NEMA 4
Operation Temperature (°C)	-40° C to +80° C
Storage Temperature (°C)	-70° C to +80° C
Enclosure Type (Outdoor)	Powder Coated Steel, NEMA 4
Enclosure Dimension (L x W x H)	17.220" x 9.565" x 5.529" 17.220" x 9.565" x 6.87"
Weight	16.90 lbs [7.66 kg]

Standards Compliance & Certifications

Strikesorb modules are compliant to the following Surge Protective Device (SPD) standards:

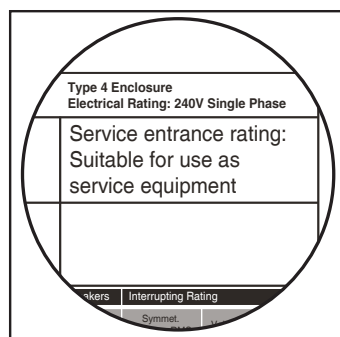
UL 1449 5th Edition: 2011, IEC 61643-11: 2011, EN 61643-11: 2012, IEEE C62.11: 2005, IEEE C62.41: 2002, IEEE C62.45: 2002, NEMA-LS-1

Certification	UL, VDE, CE
Panel Board Certification	UL 67

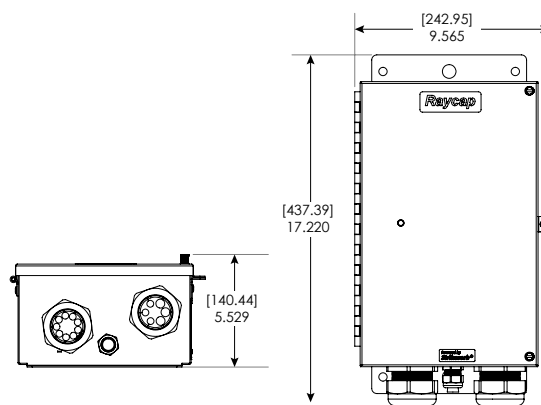
Additional Tandem 1P QO Breakers Available

- _____ Circuit Breaker 1P 15A/15A Tandem QO
- _____ Circuit Breaker 1P 20A/20A Tandem QO
- _____ Circuit Breaker 1P 30A/30A Tandem QO

Product Diagram



Mounting Bracket
included



RSCAC-7038-P-240
RSCAC-7038-P-240-D
*Hinged cover not shown



AWG=American Wire Gauge

Raycap


www.raycap.com

AC Disconnect with Integrated Surge Protection for Small Cell Radio Heads

RSCAC-7239-P-240 • RSCAC-7239-P-240-D • RSCAC-7239-P-240-D4

The RSCAC-7239 series is an AC Disconnect and Surge Protection Device that is Suitable for Use as Service Equipment (SUSE). It is designed to provide robust overvoltage surge protection for the AC power circuits for today's small cell radio systems. It employs Strikesorb® 30-A-2CHV modules capable of withstanding direct surge currents up to 5kA (10/350µs) and induced surge currents up to 60kA (8/20µs). The RSCAC-7239 series provides dual (Line 1 to Neutral) (Line 2 to Neutral) protection for up to twelve AC circuits.

Strikesorb®



RSCAC-7239-P-240



RSCAC-7239-P-240-D
RSCAC-7239-P-240-D4

Features

- 100A main breaker Suitable for Use as Service Equipment (SUSE) without condition per UL and NEC, 42kAIC rated
- Ships with six tandem pre-installed load breakers providing (12) 120VAC circuits which can be bridged to provide 240V
- Employs the Strikesorb 30-A-2CHV Surge Protective Device (SPD)
 - The Strikesorb 30-A-2CHV is a Class I SPD, certified by VDE per the IEC 61643-11 standard as suitable for installation in areas where induced lightning exposure is expected
 - Strikesorb 30-A-2CHV is able to withstand direct surge currents up to 5kA (10/350µs) and induced surge currents of up to 60kA (8/20)
 - Provides low let through / clamping voltage - as it does not employ spark gaps or other switching elements
 - Strikesorb offers unique protection levels for wireless and small cell applications
- Comes with two compression fittings that can be replaced with 1.5" NPT conduit fittings
- Provides (Line 1 to Neutral, Line 2 to Neutral) protection for 120/240VAC split phase systems
- Compatible with duplex/double pole breakers
- Pole mount bracket facilitates mounting up to 4" diameter pole using existing clamps. Can also be banded to any diameter pole. Center mount holes (5/8") for center pole mount

Benefits

- NEMA 4 rated enclosure
- Up to twelve circuits for individual power control and over current protection of up to twelve small cell radio heads
- Offers unique maintenance free protection
- Lightweight design allows easy installation

UL 67

Type 4 Enclosure	
Electrical Rating: 240V Single Phase	
Service entrance rating: Suitable for use as service equipment	
Amperes	Interrupting Rating



SPECIFICATIONS

AC Disconnect with Integrated Surge Protection for Small Cell Radio Heads

Strikesorb®

RSCAC-7239-P-240 • RSCAC-7239-P-240-D • RSCAC-7239-P-240-D4

Electrical

	RSCAC-7239-P-240	RSCAC-7239-P-240-D	RSCAC-7239-P-240-D4
Model Number	RSCAC-7239-P-240	RSCAC-7239-P-240-D	RSCAC-7239-P-240-D4
Main Disconnect	100A main breaker	100A main breaker	100A main breaker
Number of Circuits	Available up to 12	Available up to 12	Available up to 12
Breakers	Includes (6) tandem breakers	Includes (6) tandem breakers	Includes (6) tandem breakers
Breaker Interrupt Rating (KAIC)	22kA	22kA	42kA
Mean of External Disconnect	Internal	Hinged Cover	Hinged Cover
Surge Protection Device (SPD) Type to UL	Strikesorb 30-A-2CHV	Strikesorb 30-A-2CHV	Strikesorb 30-A-2CHV
Surge Protective Device (SPD) Type per UL 1449 5th Edition	Recognized UL SPD	Recognized UL SPD	Recognized UL SPD
Surge Protection Device (SPD) Class to IEC 61643-11	Class I	Class I	Class I
Nominal Operating Voltage [U _n]	120V / 240V split phase	120V / 240V split phase	120V / 240V split phase
Nominal Discharge Current [I _n] per UL 1449 5th Edition	20kA 8/20µs	20kA 8/20µs	20kA 8/20µs
Maximum Discharge Current [I _{max}] per IEC 61643-11	60kA 8/20µs	60kA 8/20µs	60kA 8/20µs
Impulse Discharge Current [I _{imp}] per IEC 61643-11	5kA 10/350µs	5kA 10/350µs	5kA 10/350µs
Maximum Continuous Operating Voltage [U _c] (MCOV)	150V per line	150V per line	150V per line
Voltage Protection Level [U _p] per IEC 61643-11	700V	700V	700V
Suppression Technology	MOV	MOV	MOV
Protection Modes	Line 1 to Neutral, Line 2 to Neutral	Line 1 to Neutral, Line 2 to Neutral	Line 1 to Neutral, Line 2 to Neutral

Mechanical

Connection (Power)	Main Breaker #12 - #2Ø AWG (3.31 - 67.4mm ²) Branch Breaker #14 - #8 AWG (2.5 - 6mm ²) Ground and Neutral Busbars #14 - #2 AWG (2.08 - 33.6mm ²)
Environmental Ingress Protection (IP) Rating	NEMA 4
Operation Temperature (°C)	-40° C to +80° C
Storage Temperature (°C)	-70° C to +80° C
Enclosure Type (Outdoor)	Powder Coated Steel, NEMA 4
Enclosure Dimension (L x W x H)	17.220" x 9.565" x 5.529"
Weight	16.90 lbs [7.66 kg]

Standards Compliance & Certifications

Strikesorb modules are compliant to the following Surge Protective Device (SPD) standards:

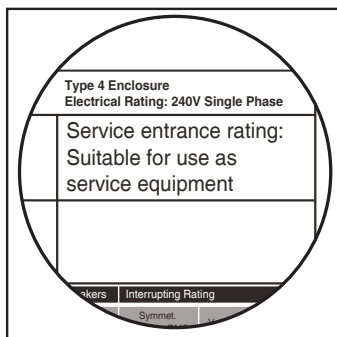
UL 1449 5th Edition: 2011, IEC 61643-11: 2011, EN 61643-11: 2012, IEEE C62.11: 2005, IEEE C62.41: 2002, IEEE C62.45: 2002, NEMA-LS-1

Certification	UL, VDE, CE
Panel Board Certification	UL 67

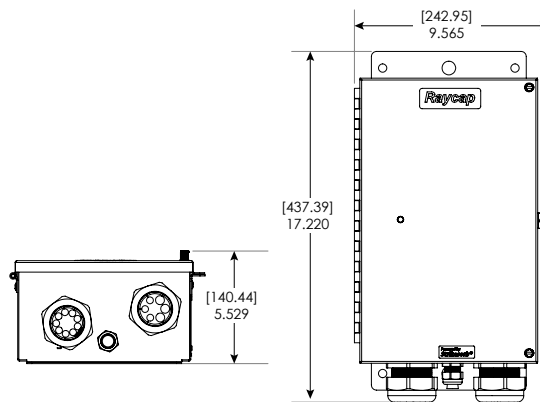
Additional Tandem Breakers Available

- Circuit Breaker 1P 15A/15A Tandem QO
- Circuit Breaker 1P 20A/20A Tandem QO
- Circuit Breaker 1P 30A/30A Tandem QO

Product Diagram



Mounting Bracket included



RSCAC-7239-P-240
RSCAC-7239-P-240-D
RSCAC-7239-P-240-D4
*Hinged cover not shown



AWG=American Wire Gauge

Raycap

www.raycap.com

DATA SHEET

AC Disconnect with Integrated Surge Protection for Small Cell Radio Heads


Strikesorb®

The RSx-D series are AC Disconnect, Load Center and Surge Protection Devices that are Suitable for Use as Service Equipment (SUSE). They are designed to provide robust overvoltage surge protection for up to 10 AC power circuits for today's small cell radio systems.

RSx-DMN-X02MS-21NN] 60A Main Breaker
RSx-DMC-X02MS-21NN]

RSx-DMN-Z02MS-21NN] 100A Main Breaker
RSx-DMC-Z02MS-21NN]

Use (x) character in model prefix to indicate enclosure color option
D: Light Gray G: Green B: Black N: Brown L: Blue



RSD-DMC-Z02MS-21NN

(Lt. Gray color, 2 Breakers, Strikesorb SPD, External Disconnect)

Mounting Bracket Included

Features

- Suitable for Use as Service Equipment (SUSE) without condition per UL and NEC with 60A or 100A main breaker
- Up to ten circuits for individual power control and over current protection
- Comes standard with 2x 1-Pos or 1x 2-Pos din-rail breakers (2A to 25A)
- 120/240VAC split phase configuration
- Available Surge Protection:
 - Strikesorb 30-A-2CHV Surge Protective Device (SPD)
 - Class I SPD, certified by VDE per the IEC 61643-11 standard as suitable for installation in areas where induced lightning exposure is expected
 - Withstand direct surge currents up to 5kA (10/350µs) and induced surge currents of up to 60kA (8/20)
 - Low let through / clamping voltage - as it does not employ spark gaps or other switching elements
- Lockable front hatch access to the main breaker (Optional). Main power can be turned on and off without opening the main enclosure door. Lockout Tagout (LOTO) functionality.
- Pole mount bracket facilitates mounting on up to 4" diameter pole using existing clamps. Can also be banded to any diameter pole. Center mount holes (5/8") for center pole mount.
- Top, bottom or side cable entry allows for cleaner installations
- Customer specified knockouts available

Benefits

- Offers unique maintenance free protection
- NEMA 4 rated enclosure, allowing for installation in harsh environments
- Lightweight design allows easy installation

Raycap

www.raycap.com

Strikesorb is a registered trademark of Raycap
© 2024 Raycap All rights reserved.
G02-01-739 240515

SPECIFICATIONS



AC Disconnect with Integrated Surge Protection for Small Cell Radio Heads

RSx-DMN-X02MS-21NN
RSx-DMC-X02MS-21NN] 60A Main Breaker

RSx-DMN-Z02MS-21NN
RSx-DMC-Z02MS-21NN] 100A Main Breaker

Product Information		Strikesorb SPD Models
Model Number		RSx-DMN-X02MS-21NN
	Number of Circuits	Available up to 10 circuits
	Service Disconnect	60A main breaker
		RSx-DMC-X02MS-21NN
	Number of Circuits	Available up to 10 circuits
	Service Disconnect	60A main breaker (with external disconnect)
		RSx-DMN-Z02MS-21NN
	Number of Circuits	Available up to 10 circuits
	Service Disconnect	100A main breaker
		RSx-DMC-Z02MS-21NN
	Number of Circuits	Available up to 10 circuits
	Service Disconnect	100A main breaker (with external disconnect)
Breakers		13mm DIN Rail
Breakers Provided*		2x 1-Pos or 1x 2-Pos din-rail breakers (2A to 25A)
Breaker Interrupt Rating (kAIC)		10kA
Connection (Power)		Main Breaker #12 - #2Ø AWG (3.31 - 67.4mm ²)
		Branch Breaker #14 - #2 AWG (2.5 - 6mm ²)
		Ground and Neutral Busbars #14 - #2 AWG (2.08 - 33.6mm ²)
Enclosure Type (Outdoor)		Powder Coated Steel
Enclosure		Hinged with Padlockable Latches
Environmental Ingress Protection (IP) Rating		NEMA 4
Operation Temperature (°C)		-40° C to +80° C
Storage Temperature (°C)		-40° C to +80° C
Dimensions (W x H x D)		9.10" x 13.87" x 6.05" [231 x 352 x 154 mm]
Weight (including 2 Breakers) lbs.		Unit: 14.1 Bracket: 2.2 System: 16.3


Surge Suppression Specifications	
Surge Protection Device (SPD) Type to UL	Strikesorb 30-A-2CHV Surge Suppression
Surge Protective Device (SPD) Type per UL 1449 5th Ed.	Recognized UL SPD
Surge Protection Device (SPD) Class to IEC 61643-11	Class I
Nominal Operating Voltage [U _n]	120V / 240V split phase
Nominal Discharge Current [I _n] per UL 1449 5th Ed.	20 kA 8/20µs
Maximum Discharge Current [I _{max}] per IEC 61643-11	60 kA 8/20µs
Impulse Discharge Current [I _{imp}] per IEC 61643-11	5kA 10/350µs
Maximum Continuous Operating Voltage [U _c] (MCOV)	150V per line
Voltage Protection Level [U _p] per IEC 61643-11	700V
Suppression Technology	MOV
Protection Modes	L1 to Neutral, L2 to Neutral

Standards Compliance & Certifications	
<i>Strikesorb modules are compliant to the following Surge Protective Device (SPD) standards:</i>	
UL 1449 5th Edition: 2011, IEC 61643-11: 2011, EN 61643-11: 2012, IEEE C62.11: 2005, IEEE C62.41: 2002, IEEE C62.45: 2002, NEMA-LS-1	
Certification	UL, VDE, CE
Panel Board Certification	UL 67 Pending (suitable for use as service equipment)

*Additional breakers and sizes are available and sold separately.



www.raycap.com



DATA SHEET

AC Disconnect with Integrated Surge Protection for Small Cell Radio Heads

Strikesorb®

The RSx-D series are AC Disconnect, Load Center and Surge Protection Devices that are Suitable for Use as Service Equipment (SUSE). They are designed to provide robust overvoltage surge protection for up to 10 AC power circuits for today's small cell radio systems.

RSx-DMN-X10MS-21NN] 60A Main Breaker
RSx-DMC-X10MS-21NN]
RSx-DMN-Z10MS-21NN] 100A Main Breaker
RSx-DMC-Z10MS-21NN]

Use (x) character in model prefix to indicate enclosure color option
D: Light Gray G: Green B: Black N: Brown L: Blue



UL 67

Type 4 Enclosure Electrical Rating: 240V Single Phase	
Service entrance rating: Suitable for use as service equipment	
Class	Interrupting Rating
Symmet.	



RSD-DMC-Z10MS-21NN

(Lt. Gray color, 10 Breakers, Strikesorb SPD,
External Disconnect)

Mounting Bracket Included

Features

- Suitable for Use as Service Equipment (SUSE) without condition per UL and NEC with 60A or 100A main breaker
- Up to ten circuits for individual power control and over current protection
- Comes standard with 10x 1-Pos, 5x 2-Pos or other combination of din-rail breakers (2A to 25A)
- 120/240VAC split phase configuration
- Available Surge Protection:
 - Strikesorb 30-A-2CHV Surge Protective Device (SPD)
 - Class I SPD, certified by VDE per the IEC 61643-11 standard as suitable for installation in areas where induced lightning exposure is expected
 - Withstand direct surge currents up to 5kA (10/350µs) and induced surge currents of up to 60kA (8/20)
 - Low let through / clamping voltage - as it does not employ spark gaps or other switching elements
- Lockable front hatch access to the main breaker (Optional). Main power can be turned on and off without opening the main enclosure door. Lockout Tagout (LOTO) functionality.
- Pole mount bracket facilitates mounting on up to 4" diameter pole using existing clamps. Can also be banded to any diameter pole. Center mount holes (5/8") for center pole mount.
- Top, bottom or side cable entry allows for cleaner installations
- Customer specified knockouts available

Benefits

- Offers unique maintenance free protection
- NEMA 4 rated enclosure, allowing for installation in harsh environments
- Lightweight design allows easy installation

Raycap

www.raycap.com

Strikesorb is a registered trademark of Raycap
© 2024 Raycap All rights reserved.
G02-01-730 240515

SPECIFICATIONS

Strikesorb®

AC Disconnect with Integrated Surge Protection for Small Cell Radio Heads

RSx-DMN-X10MS-21NN] 60A Main Breaker
RSx-DMC-X10MS-21NN]
RSx-DMN-Z10MS-21NN] 100A Main Breaker
RSx-DMC-Z10MS-21NN]

Product Information		Strikesorb SPD Models
Model Number		RSx-DMN-X10MS-21NN
	Number of Circuits	Available up to 10 circuits
	Service Disconnect	60A main breaker
		RSx-DMC-X10MS-21NN
	Number of Circuits	Available up to 10 circuits
	Service Disconnect	60A main breaker (with external disconnect)
		RSx-DMN-Z10MS-21NN
	Number of Circuits	Available up to 10 circuits
	Service Disconnect	100A main breaker
		RSx-DMC-Z10MS-21NN
	Number of Circuits	Available up to 10 circuits
	Service Disconnect	100A main breaker (with external disconnect)
Breakers		13mm DIN Rail
Breakers Provided*		10x 1-Pos, 5x 2-Pos or other combination (2A to 25A)
Breaker Interrupt Rating (kAIC)		10kA
Connection (Power)		Main Breaker #12 - #2Ø AWG (3.31 - 67.4mm²) Branch Breaker #14 - #2 AWG (2.5 - 6mm²) Ground and Neutral Busbars #14 - #2 AWG (2.08 - 33.6mm²)
Enclosure Type (Outdoor)		Powder Coated Steel
Enclosure		Hinged with Padlockable Latches
Environmental Ingress Protection (IP) Rating		NEMA 4
Operation Temperature (°C)		-40° C to +80° C
Storage Temperature (°C)		-40° C to +80° C
Dimensions (W x H x D)		9.10" x 13.87" x 6.05" [231 x 352 x 154 mm]
Weight (including 10 Breakers) lbs.		Unit: 15.9 Bracket: 2.2 System: 18.1
Surge Suppression Specifications		
Surge Protection Device (SPD) Type to UL		Strikesorb 30-A-2CHV Surge Suppression
Surge Protective Device (SPD) Type per UL 1449 5th Ed.		Recognized UL SPD
Surge Protection Device (SPD) Class to IEC 61643-11		Class I
Nominal Operating Voltage [U _n]		120V / 240V split phase
Nominal Discharge Current [I _n] per UL 1449 5th Ed.		20 kA 8/20µs
Maximum Discharge Current [I _{max}] per IEC 61643-11		60 kA 8/20µs
Impulse Discharge Current [I _{imp}] per IEC 61643-11		5kA 10/350µs
Maximum Continuous Operating Voltage [U _c] (MCOV)		150V per line
Voltage Protection Level [U _p] per IEC 61643-11		700V
Suppression Technology		MOV
Protection Modes		L1 to Neutral, L2 to Neutral
Standards Compliance & Certifications		
<i>Strikesorb modules are compliant to the following Surge Protective Device (SPD) standards:</i>		
UL 1449 5th Edition: 2011, IEC 61643-11: 2011, EN 61643-11: 2012, IEEE C62.11: 2005, IEEE C62.41: 2002, IEEE C62.45: 2002, NEMA-LS-1		
Certification		UL, VDE, CE
Panel Board Certification		UL 67 Pending (suitable for use as service equipment)

*Additional breakers and sizes are available and sold separately.

Raycap

www.raycap.com



AWG=American Wire Gauge

DATA SHEET

AC Disconnect with Integrated Surge Protection for Small Cell Radio Heads


RSx-DMN-X02MS-21NN • **RSx-DML-X02MS-21NN**] 60A Main Breaker

RSx-DMN-Z02MS-21NN • **RSx-DML-Z02MS-21NN**] 100A Main Breaker

Strikesorb®


The RSx-D series are AC Disconnect, Load Center and Surge Protection Devices that are Suitable for Use as Service Equipment (SUSE). They are designed to provide robust overvoltage surge protection for up to 10 AC power circuits for today's small cell radio systems.

Use (x) character in model prefix to indicate enclosure color option
D: Light Gray G: Green B: Black N: Brown L: Blue



UL 67

Type 4 Enclosure Electrical Rating: 240V Single Phase	
Service entrance rating: Suitable for use as service equipment	
Class	Interrupting Rating
Symmet.	Asym.



*RSD-DMN-Z02MS-21NN
(Lt. Gray color, 2 Breakers, Strikesorb SPD,
External Disconnect)*

Mounting Bracket Included

Features

- Suitable for Use as Service Equipment (SUSE) without condition per UL and NEC with 60A or 100A main breaker
- Up to ten circuits for individual power control and over current protection
- Comes standard with (2) din rail 13mm breakers providing (2) 120VAC circuits which can be bridged to provide (1) 240V feed
- 120/240VAC split phase configuration
- Available Surge Protection:
 - Optional Strikesorb 30-A-2CHV Surge Protective Device (SPD)
 - Class I SPD, certified by VDE per the IEC 61643-11 standard as suitable for installation in areas where induced lightning exposure is expected
 - Withstand direct surge currents up to 5kA (10/350 μ s) and induced surge currents of up to 60kA (8/20)
 - Low let through / clamping voltage - as it does not employ spark gaps or other switching elements
- Lockable front hatch access to the main breaker (Optional). Main power can be turned on and off without opening the main enclosure door. Lockout Tagout (LOTO) functionality.
- Pole mount bracket facilitates mounting on up to 4" diameter pole using existing clamps. Can also be banded to any diameter pole. Center mount holes (5/8") for center pole mount.
- Top, bottom or side cable entry allows for cleaner installations
- Customer specified knockouts available

Benefits

- Offers unique maintenance free protection
- NEMA 4 rated enclosure, allowing for installation in harsh environments
- Lightweight design allows easy installation

Raycap

www.raycap.com

Strikesorb is a registered trademark of Raycap
© 2024 Raycap All rights reserved.
G02-01-793 240515

SPECIFICATIONS

AC Disconnect with Integrated Surge Protection for Small Cell Radio Heads

Strikesorb®

RSx-DMN-X02MS-21NN • RSx-DML-X02MS-21NN] 60A Main Breaker

RSx-DMN-Z02MS-21NN • RSx-DML-Z02MS-21NN] 100A Main Breaker

Product Information

Model Number	RSx-DMN-X02MS-21NN
Number of Circuits	Available up to 10 circuits
Service Disconnect	60A main breaker
	RSx-DML-X02MS-21NN
Number of Circuits	Available up to 10 circuits
Service Disconnect	60A main breaker (with external disconnect)
	RSx-DMN-Z02MS-21NN
Number of Circuits	Available up to 10 circuits
Service Disconnect	100A main breaker
	RSx-DML-Z02MS-21NN
Number of Circuits	Available up to 10 circuits
Service Disconnect	100A main breaker (with external disconnect)
Breakers	13mm DIN Rail
Breaker Interrupt Rating (kAIC)	10kA
Connection (Power)	Main Breaker #12 - #2Ø AWG (3.31 - 67.4mm ²)
	Branch Breaker #14 - #2 AWG (2.5 - 6mm ²)
	Ground and Neutral Busbars #14 - #2 AWG (2.08 - 33.6mm ²)
Enclosure Type (Outdoor)	Powder Coated Steel
Enclosure	Hinged with Padlockable Latches
Environmental Ingress Protection (IP) Rating	NEMA 4
Operation Temperature (°C)	-40° C to +80° C
Storage Temperature (°C)	-40° C to +80° C
Dimensions (W x H x D)	9.10" x 13.87" x 6.05" [231 x 352 x 154 mm]
Weight (including 2 Breakers) lbs.	Unit:17.8 Bracket: 2.7 System: 20.5

Surge Suppression Specifications

Surge Protection Device (SPD) Type to UL	Strikesorb 30-A-2CHV Surge Suppression
Surge Protective Device (SPD) Type per UL 1449 5th Ed.	Recognized UL SPD
Surge Protection Device (SPD) Class to IEC 61643-11	Class I
Nominal Operating Voltage [U _n]	120V / 240V split phase
Nominal Discharge Current [I _n] per UL 1449 5th Ed.	20kA 8/20µs
Maximum Discharge Current [I _{max}] per IEC 61643-11	60kA 8/20µs
Impulse Discharge Current [I _{imp}] per IEC 61643-11	5kA 10/350µs
Maximum Continuous Operating Voltage [U _c] (MCOV)	150V per line
Voltage Protection Level [U _p] per IEC 61643-11	700V
Voltage Protection Rating (UL)	-
Suppression Technology	MOV
Protection Modes	L1 to Neutral, L2 to Neutral

Standards Compliance & Certifications

Strikesorb modules are compliant to the following Surge Protective Device (SPD) standards:
 UL 1449 5th Edition: 2011, IEC 61643-11: 2011, EN 61643-11: 2012, IEEE C62.11: 2005, IEEE C62.41: 2002, IEEE C62.45: 2002, NEMA-LS-1

Certification	UL, VDE, CE
Panel Board Certification	UL 67 (suitable for use as service equipment)

**Additional breakers and sizes are available and sold separately.*

Raycap

www.raycap.com



AC Disconnect with Integrated Surge Protection for Small Cell Radio Heads


RSx-DMN-X10MS-21NN • RSx-DML-X10MS-21NN] 60A Main Breaker

RSx-DMN-Z10MS-21NN • RSx-DML-Z10MS-21NN] 100A Main Breaker

Strikesorb®

The RSx-D series are AC Disconnect, Load Center and Surge Protection Devices that are Suitable for Use as Service Equipment (SUSE). They are designed to provide robust overvoltage surge protection for up to 10 AC power circuits for today's small cell radio systems.

Use (x) character in model prefix to indicate enclosure color option
 D: Light Gray G: Green B: Black N: Brown L: Blue




Features

- Suitable for Use as Service Equipment (SUSE) without condition per UL and NEC with 60A or 100A main breaker
- Up to ten circuits for individual power control and over current protection
- Comes standard with (10) din rail 13mm breakers providing 120VAC circuits which can be bridged to provide (5) 240V feeds
- 120/240VAC split phase configuration
- Strikesorb 30-A-2CHV Surge Protective Device (SPD)
 - Class I SPD, certified by VDE per the IEC 61643-11 standard as suitable for installation in areas where induced lightning exposure is expected
 - Withstand direct surge currents up to 5kA (10/350µs) and induced surge currents of up to 60kA (8/20)
 - Low let through / clamping voltage - as it does not employ spark gaps or other switching elements
- Lockable front hatch access to the main breaker (Optional). Main power can be turned on and off without opening the main enclosure door. Lockout Tagout (LOTO) functionality.
- LED indicator for "Power On" status and the position of the Main Breaker Disconnect (Optional)
 - 1 breaker utilized for LED indicator when this option is chosen
 - Maximum (9) 120VAC circuits, maximum (4) 240V feeds) when this option is chosen
- Pole mount bracket facilitates mounting on up to 4" diameter pole using existing clamps. Can also be banded to any diameter pole. Center mount holes (5/8") for center pole mount.
- Top, bottom or side cable entry allows for cleaner installations
- Customer specified knockouts available

UL 67

Type 4 Enclosure
 Electrical Rating: 240V Single Phase
 Service entrance rating:
 Suitable for use as
 service equipment

Interrupting Rating
 Symmet.



RSD-DML-Z16MS-21NN
 (Lt. Gray color, 10 Breakers,
 Strikesorb SPD, External Disconnect &
 LED Power-ON Status Indicator)

Mounting Bracket Included

Benefits

- Offers unique maintenance free protection
- NEMA 4 rated enclosure, allowing for installation in harsh environments
- Lightweight design allows easy installation



SPECIFICATIONS



AC Disconnect with Integrated Surge Protection for Small Cell Radio Heads

RSx-DMN-X10MS-21NN • RSx-DML-X10MS-21NN] 60A Main Breaker
RSx-DMN-Z10MS-21NN • RSx-DML-Z10MS-21NN] 100A Main Breaker

Product Information

Model Number	RSx-DMN-X10MS-21NN
Number of Circuits	Available up to 10 circuits
Service Disconnect	60A main breaker
	RSx-DML-X10MS-21NN
Number of Circuits	Available up to 10 circuits
Service Disconnect	60A main breaker (with external disconnect & LED)
	RSx-DMN-Z10MS-21NN
Number of Circuits	Available up to 10 circuits
Service Disconnect	100A main breaker
	RSx-DML-Z10MS-21NN
Number of Circuits	Available up to 10 circuits
Service Disconnect	100A main breaker (with external disconnect & LED)
Breakers	13mm DIN Rail
Breaker Interrupt Rating (kAIC)	10kA
Connection (Power)	Main Breaker #12 - #2Ø AWG (3.31 - 67.4mm ²) Branch Breaker #18 - #2 AWG (1.02 - 33.6mm ²) Ground and Neutral Busbars #14 - #2 AWG (2.08 - 33.6mm ²)
Enclosure Type (Outdoor)	Powder Coated Steel
Enclosure	Hinged with Padlockable Latches
Environmental Ingress Protection (IP) Rating	NEMA 4
Operation Temperature (°C)	-40° C to +80° C
Storage Temperature (°C)	-40° C to +80° C
Dimensions (W x H x D)	9.10" x 13.87" x 6.05" [231 x 352 x 154 mm]
Weight (including 16 Breakers) lbs.	Unit: 20.9 Bracket: 2.7 System: 23.6

Surge Suppression Specifications

Surge Protection Device (SPD) Type to UL	Strikesorb 30-A-2CHV Surge Suppression
Surge Protective Device (SPD) Type per UL 1449 5th Ed.	Recognized UL SPD
Surge Protection Device (SPD) Class to IEC 61643-11	Class I
Nominal Operating Voltage [U _n]	120V / 240V split phase
Nominal Discharge Current [I _n] per UL 1449 5th Ed.	20 kA 8/20µs
Maximum Discharge Current [I _{max}] per IEC 61643-11	60 kA 8/20µs
Impulse Discharge Current [I _{imp}] per IEC 61643-11	5 kA 10/350µs
Maximum Continuous Operating Voltage [U _c] (MCOV)	150V per line
Voltage Protection Level [U _p] per IEC 61643-11	700V
Suppression Technology	MOV
Protection Modes	L1 to Neutral, L2 to Neutral

Standards Compliance & Certifications

Strikesorb modules are compliant to the following Surge Protective Device (SPD) standards:
 UL 1449 5th Edition: 2011, IEC 61643-11: 2011, EN 61643-11: 2012, IEEE C62.11: 2005, IEEE C62.41: 2002, IEEE C62.45: 2002, NEMA-LS-1

Certification	UL, VDE, CE
Panel Board Certification	UL 67 (suitable for use as service equipment)

*Additional breakers and sizes are available and sold separately.



www.raycap.com



AWG=American Wire Gauge

DATA SHEET


AC Disconnect with Integrated Surge Protection for Small Cell Radio Heads

Strikesorb®

The RSx-E series are AC Disconnect, Load Center and Surge Protection Devices that are Suitable for Use as Service Equipment (SUSE). They are designed to provide robust overvoltage surge protection for up to 12 AC power circuits for today's small cell radio systems.

RSx-EMN-X02MS-21NN • RSx-EML-X02MS-21NN 60A Main Breaker
RSx-EMN-Z02MS-21NN • RSx-EML-Z02MS-21NN 100A Main Breaker

Use (x) character in model prefix to indicate enclosure color option
D: Light Gray G: Green B: Black N: Brown



Features

- Suitable for Use as Service Equipment (SUSE) without condition per UL and NEC with 60A or 100A main breaker
- Up to twelve circuits for individual power control and over current protection
- Comes standard with (2) din rail 13mm breakers (2x20A) providing (2) 120VAC circuits which can be bridged to provide (1) 240V feed
- 120/240VAC split phase configuration
- Available Surge Protection:
 - Optional Strikesorb 30-A-2CHV Surge Protective Device (SPD)
 - Class I SPD, certified by VDE per the IEC 61643-11 standard as suitable for installation in areas where induced lightning exposure is expected
 - Withstand direct surge currents up to 5kA (10/350µs) and induced surge currents of up to 60kA (8/20)
 - Low let through / clamping voltage - as it does not employ spark gaps or other switching elements
 - Optional Raycap ProTec Din Rail Surge Protective Device (SPD)
 - Class II SPD, certified by VDE per the IEC 61643-11 standard
 - Withstand induced surge currents of up to 50kA (8/20)
 - High-Energy MOV and Thermal Protection
 - Visual status indication
- Lockable front hatch access to the main breaker (Optional). Main power can be turned on and off without opening the main enclosure door. Lockout Tagout (LOTO) functionality.
- Pole mount bracket facilitates mounting on up to 4" diameter pole using existing clamps. Can also be banded to any diameter pole. Center mount holes (5/8") for center pole mount.
- Top, bottom or side cable entry allows for cleaner installations
- Customer specified knockouts available

UL 67

Type 4 Enclosure
Electrical Rating: 240V Single Phase

Service entrance rating:
Suitable for use as
service equipment

Class: Interrupting Rating:
Symmet: Asymmet:



RSD-EMC-Z02MS-21NN
(Lt. Gray color, 2 Breakers, Strikesorb SPD,
External Disconnect)

Mounting Bracket Included

Raycap

www.raycap.com

Strikesorb is a registered trademark of Raycap

© 2024 Raycap All rights reserved.

G02-01-791 240515

SPECIFICATIONS

AC Disconnect with Integrated Surge Protection for Small Cell Radio Heads

Strikesorb®

RSx-EMN-X02MS-21NN • RSx-EML-X02MS-21NN 60A Main Breaker
RSx-EMN-Z02MS-21NN • RSx-EML-Z02MS-21NN 100A Main Breaker

Product Information

Model Number	RSx-EMN-X02MS-21NN
Number of Circuits	Available up to 16 circuits
Service Disconnect	60A main breaker
	RSx-EML-X02MS-21NN
Number of Circuits	Available up to 16 circuits
Service Disconnect	60A main breaker (with external disconnect & LED)
	RSx-EMN-Z02MS-21NN
Number of Circuits	Available up to 16 circuits
Service Disconnect	100A main breaker
	RSx-EML-Z02MS-21NN
Number of Circuits	Available up to 16 circuits
Service Disconnect	100A main breaker (with external disconnect & LED)
Breakers	13mm DIN Rail
Breakers Provided*	2x20A, 10x10A
Breaker Interrupt Rating (kAIC)	10kA
Connection (Power)	Main Breaker #12 - #2Ø AWG (3.31 - 67.4mm ²) Branch Breaker #18 - #2 AWG (1.02 - 33.6mm ²) Ground and Neutral Busbars #14 - #2 AWG (2.08 - 33.6mm ²)
Enclosure Type (Outdoor)	Powder Coated Steel
Enclosure	Hinged with Padlockable Latches
Environmental Ingress Protection (IP) Rating	NEMA 4
Operation Temperature (°C)	-40° C to +80° C
Storage Temperature (°C)	-40° C to +80° C
Dimensions (W x H x D)	9.10" x 14.87" x 6.05" [231 x 377 x 154 mm]
Weight (including 16 Breakers) lbs.	Unit: 14.8 Bracket: 2.3 System: 17.1

Surge Suppression Specifications

Surge Protection Device (SPD) Type to UL	Strikesorb 30-A-2CHV Surge Suppression
Surge Protective Device (SPD) Type per UL 1449 5th Ed.	Recognized UL SPD
Surge Protection Device (SPD) Class to IEC 61643-11	Class I
Nominal Operating Voltage [U _n]	120V / 240V split phase
Nominal Discharge Current [I _n] per UL 1449 5th Ed.	20 kA 8/20µs
Maximum Discharge Current [I _{max}] per IEC 61643-11	60 kA 8/20µs
Impulse Discharge Current [I _{imp}] per IEC 61643-11	5kA 10/350µs
Maximum Continuous Operating Voltage [U _c] (MCOV)	150V per line
Voltage Protection Level [U _p] per IEC 61643-11	700V
Suppression Technology	MOV
Protection Modes	L1 to Neutral, L2 to Neutral

Standards Compliance & Certifications

Strikesorb modules are compliant to the following Surge Protective Device (SPD) standards:
 UL 1449 5th Edition: 2011, IEC 61643-11: 2011, EN 61643-11: 2012, IEEE C62.11: 2005, IEEE C62.41: 2002, IEEE C62.45: 2002, NEMA-LS-1

Certification	UL, VDE, CE
Panel Board Certification	UL 67 (suitable for use as service equipment)

*Additional breakers and sizes are available and sold separately.

Raycap

www.raycap.com



DATA SHEET

AC Disconnect with Integrated Surge Protection for Small Cell Radio Heads


Strikesorb®

The RSx-E series are AC Disconnect, Load Center and Surge Protection Devices that are Suitable for Use as Service Equipment (SUSE). They are designed to provide robust overvoltage surge protection for up to 16 AC power circuits for today's small cell radio systems.

RSx-EMN-X12MS-21NN • RSx-EML-X12MS-21NN 60A Main Breaker
RSx-EMN-Z12MS-21NN • RSx-EML-Z12MS-21NN 100A Main Breaker


Use (x) character in model prefix to indicate enclosure color option
D: Light Gray G: Green B: Black N: Brown

Lockable front hatch
access to the main breaker



UL 67

Type 4 Enclosure Electrical Rating: 240V Single Phase	
Service entrance rating: Suitable for use as service equipment	
Class	Interrupting Rating
Symmet.	Asym.



RSD-EMN-Z12MS-21NN
(Lt. Gray color, 12 Breakers, Strikesorb SPD,
External Disconnect)

Mounting Bracket Included

Features

- Suitable for Use as Service Equipment (SUSE) without condition per UL and NEC with 60A or 100A main breaker
- Up to sixteen circuits for individual power control and over current protection
- Comes standard with (2) din rail 13mm breakers (2x20A) providing (2) 120VAC circuits which can be bridged to provide (1) 240V feed
- 120/240VAC split phase configuration
- Available Surge Protection:
 - Optional Strikesorb 30-A-2CHV Surge Protective Device (SPD)
 - Class I SPD, certified by VDE per the IEC 61643-11 standard as suitable for installation in areas where induced lightning exposure is expected
 - Withstand direct surge currents up to 5kA (10/350µs) and induced surge currents of up to 60kA (8/20)
 - Low let through / clamping voltage - as it does not employ spark gaps or other switching elements
 - Optional Raycap ProTec Din Rail Surge Protective Device (SPD)
 - Class II SPD, certified by VDE per the IEC 61643-11 standard
 - Withstand induced surge currents of up to 50kA (8/20)
 - High-Energy MOV and Thermal Protection
 - Visual status indication
- Lockable front hatch access to the main breaker (Optional). Main power can be turned on and off without opening the main enclosure door. Lockout Tagout (LOTO) functionality.
- Pole mount bracket facilitates mounting on up to 4" diameter pole using existing clamps. Can also be banded to any diameter pole. Center mount holes (5/8") for center pole mount.
- Top, bottom or side cable entry allows for cleaner installations
- Customer specified knockouts available

Benefits

- Offers unique maintenance free protection
- NEMA 4 rated enclosure, allowing for installation in harsh environments
- Lightweight design allows easy installation

Raycap

www.raycap.com

Strikesorb is a registered trademark of Raycap
© 2024 Raycap All rights reserved.
G02-01-790 240515

SPECIFICATIONS

AC Disconnect with Integrated Surge Protection for Small Cell Radio Heads

Strikesorb®

RSx-EMN-X12MS-21NN • RSx-EML-X12MS-21NN 60A Main Breaker
RSx-EMN-Z12MS-21NN • RSx-EML-Z12MS-21NN 100A Main Breaker

Product Information

Model Number	RSx-EMN-X12MS-21NN
Number of Circuits	Available up to 16 circuits
Service Disconnect	60A main breaker
	RSx-EML-X12MS-21NN
Number of Circuits	Available up to 16 circuits
Service Disconnect	60A main breaker (with external disconnect & LED)
	RSx-EMN-Z12MS-21NN
Number of Circuits	Available up to 16 circuits
Service Disconnect	100A main breaker
	RSx-EML-Z12MS-21NN
Number of Circuits	Available up to 16 circuits
Service Disconnect	100A main breaker (with external disconnect & LED)
Breakers	13mm DIN Rail
Breakers Provided*	2x20A, 10x10A
Breaker Interrupt Rating (kAIC)	10kA
Connection (Power)	Main Breaker #12 - #2Ø AWG (3.31 - 67.4mm ²) Branch Breaker #18 - #2 AWG (1.02 - 33.6mm ²) Ground and Neutral Busbars #14 - #2 AWG (2.08 - 33.6mm ²)
Enclosure Type (Outdoor)	Powder Coated Steel
Enclosure	Hinged with Padlockable Latches
Environmental Ingress Protection (IP) Rating	NEMA 4
Operation Temperature (°C)	-40° C to +80° C
Storage Temperature (°C)	-40° C to +80° C
Dimensions (W x H x D)	9.10" x 14.87" x 6.05" [231 x 377 x 154 mm]
Weight (including 16 Breakers) lbs.	Unit: 17.0 Bracket: 2.3 System: 19.3

Surge Suppression Specifications

Surge Protection Device (SPD) Type to UL	Strikesorb 30-A-2CHV Surge Suppression
Surge Protective Device (SPD) Type per UL 1449 5th Ed.	Recognized UL SPD
Surge Protection Device (SPD) Class to IEC 61643-11	Class I
Nominal Operating Voltage [U _n]	120V / 240V split phase
Nominal Discharge Current [I _n] per UL 1449 5th Ed.	20 kA 8/20µs
Maximum Discharge Current [I _{max}] per IEC 61643-11	60 kA 8/20µs
Impulse Discharge Current [I _{imp}] per IEC 61643-11	5kA 10/350µs
Maximum Continuous Operating Voltage [U _c] (MCOV)	150V per line
Voltage Protection Level [U _p] per IEC 61643-11	700V
Suppression Technology	MOV
Protection Modes	L1 to Neutral, L2 to Neutral

Standards Compliance & Certifications

Strikesorb modules are compliant to the following Surge Protective Device (SPD) standards:
 UL 1449 5th Edition: 2011, IEC 61643-11: 2011, EN 61643-11: 2012, IEEE C62.11: 2005, IEEE C62.41: 2002, IEEE C62.45: 2002, NEMA-LS-1

Certification	UL, VDE, CE
Panel Board Certification	UL 67 (suitable for use as service equipment)

*Additional breakers and sizes are available and sold separately.

Raycap

www.raycap.com



DATA SHEET

AC Disconnect with Integrated Surge Protection for Small Cell Radio Heads

Strikesorb®

The RSx-E series are AC Disconnect, Load Center and Surge Protection Devices that are Suitable for Use as Service Equipment (SUSE). They are designed to provide robust overvoltage surge protection for up to 12 AC power circuits for today's small cell radio systems.

RSx-EMN-X12MS-21NN] 60A Main Breaker
RSx-EMC-X12MS-21NN]


RSx-EMN-Z12MS-21NN] 100A Main Breaker
RSx-EMC-Z12MS-21NN]

Use (x) character in model prefix to indicate enclosure color option
D: Light Gray G: Green B: Black N: Brown L: Blue



UL 67

Type 4 Enclosure Electrical Rating: 240V Single Phase	
Service entrance rating: Suitable for use as service equipment	
Class	Interrupting Rating
Symmet.	Asym.



RSD-EMC-Z12MS-21NN

(Lt. Gray color, 12 Breakers, Strikesorb SPD,
External Disconnect)

Mounting Bracket Included

Features

- Suitable for Use as Service Equipment (SUSE) without condition per UL and NEC with 60A or 100A main breaker
- Up to twelve circuits for individual power control and over current protection
- Comes standard with 12x 1-Pos, 6x 2-Pos or other combination of din-rail breakers (2A to 25A)
- 120/240VAC split phase configuration
- Available Surge Protection:
 - Strikesorb 30-A-2CHV Surge Protective Device (SPD)
 - Class I SPD, certified by VDE per the IEC 61643-11 standard as suitable for installation in areas where induced lightning exposure is expected
 - Withstand direct surge currents up to 5kA (10/350µs) and induced surge currents of up to 60kA (8/20)
 - Low let through / clamping voltage - as it does not employ spark gaps or other switching elements
- Lockable front hatch access to the main breaker (Optional). Main power can be turned on and off without opening the main enclosure door. Lockout Tagout (LOTO) functionality.
- Pole mount bracket facilitates mounting on up to 4" diameter pole using existing clamps. Can also be banded to any diameter pole. Center mount holes (5/8") for center pole mount.
- Top, bottom or side cable entry allows for cleaner installations
- Customer specified knockouts available

Benefits

- Offers unique maintenance free protection
- NEMA 4 rated enclosure, allowing for installation in harsh environments
- Lightweight design allows easy installation

Raycap

www.raycap.com

Strikesorb is a registered trademark of Raycap
© 2024 Raycap All rights reserved.
G02-01-731 240515

SPECIFICATIONS



AC Disconnect with Integrated Surge Protection for Small Cell Radio Heads

RSx-EMN-X12MS-21NN] 60A Main Breaker
RSx-EMC-X12MS-21NN]
RSx-EMN-Z12MS-21NN] 100A Main Breaker
RSx-EMC-Z12MS-21NN]

Product Information		Strikesorb SPD Models
Model Number		RSx-EMN-X12MS-21NN
	Number of Circuits	Available up to 12 circuits
	Service Disconnect	60A main breaker
		RSx-EMC-X12MS-21NN
	Number of Circuits	Available up to 12 circuits
	Service Disconnect	60A main breaker (with external disconnect)
		RSx-EMN-Z12MS-21NN
	Number of Circuits	Available up to 12 circuits
	Service Disconnect	100A main breaker
		RSx-EMC-Z12MS-21NN
	Number of Circuits	Available up to 12 circuits
	Service Disconnect	100A main breaker (with external disconnect)

Breakers	13mm DIN Rail
Breakers Provided*	12x 1-Pos, 6x 2-Pos or other combination (2A to 25A)
Breaker Interrupt Rating (kAIC)	10kA
Connection (Power)	Main Breaker #12 - #2Ø AWG (3.31 - 67.4mm ²) Branch Breaker #14 - #2 AWG (2.5 - 6mm ²) Ground and Neutral Busbars #14 - #2 AWG (2.08 - 33.6mm ²)
Enclosure Type (Outdoor)	Powder Coated Steel
Enclosure	Hinged with Padlockable Latches
Environmental Ingress Protection (IP) Rating	NEMA 4
Operation Temperature (°C)	-40° C to +80° C
Storage Temperature (°C)	-40° C to +80° C
Dimensions (W x H x D)	9.10" x 14.87" x 6.05" [231 x 377 x 154 mm]
Weight (including 12 Breakers) lbs.	Unit: 17.0 Bracket: 2.3 System: 19.3

Surge Suppression Specifications	
Surge Protection Device (SPD) Type to UL	Strikesorb 30-A-2CHV Surge Suppression
Surge Protective Device (SPD) Type per UL 1449 5th Ed.	Recognized UL SPD
Surge Protection Device (SPD) Class to IEC 61643-11	Class I
Nominal Operating Voltage [U _n]	120V / 240V split phase
Nominal Discharge Current [I _n] per UL 1449 5th Ed.	20 kA 8/20µs
Maximum Discharge Current [I _{max}] per IEC 61643-11	60 kA 8/20µs
Impulse Discharge Current [I _{imp}] per IEC 61643-11	5kA 10/350µs
Maximum Continuous Operating Voltage [U _c] (MCOV)	150V per line
Voltage Protection Level [U _p] per IEC 61643-11	700V
Suppression Technology	MOV
Protection Modes	L1 to Neutral, L2 to Neutral

Standards Compliance & Certifications	
<i>Strikesorb modules are compliant to the following Surge Protective Device (SPD) standards:</i>	
UL 1449 5th Edition: 2011, IEC 61643-11: 2011, EN 61643-11: 2012, IEEE C62.11: 2005, IEEE C62.41: 2002, IEEE C62.45: 2002, NEMA-LS-1	
Certification	UL, VDE, CE
Panel Board Certification	UL 67 Pending (suitable for use as service equipment)

*Additional breakers and sizes are available and sold separately.



www.raycap.com



DATA SHEET


AC Disconnect with Integrated Surge Protection for Small Cell Radio Heads

Strikesorb®

The RSx-E series are AC Disconnect, Load Center and Surge Protection Devices that are Suitable for Use as Service Equipment (SUSE). They are designed to provide robust overvoltage surge protection for up to 12 AC power circuits for today's small cell radio systems.

RSx-EMN-X02MS-21NN] 60A Main Breaker
RSx-EMC-X02MS-21NN]
RSx-EMN-Z02MS-21NN] 100A Main Breaker
RSx-EMC-Z02MS-21NN]

Use (x) character in model prefix to indicate enclosure color option
D: Light Gray G: Green B: Black N: Brown L: Blue



UL 67

Type 4 Enclosure Electrical Rating: 240V Single Phase	
Service entrance rating: Suitable for use as service equipment	
Class	Interrupting Rating
Symmet.	Asymmet.



RSD-EMC-Z02MS-21NN
(Lt. Gray color, 2 Breakers, Strikesorb SPD,
External Disconnect)

Mounting Bracket Included

Features

- Suitable for Use as Service Equipment (SUSE) without condition per UL and NEC with 60A or 100A main breaker
- Up to twelve circuits for individual power control and over current protection
- Comes standard with 2x 1-Pos or 1x 2-Pos din-rail breakers (2A to 25A)
- 120/240VAC split phase configuration
- Available Surge Protection:
 - Strikesorb 30-A-2CHV Surge Protective Device (SPD)
 - Class I SPD, certified by VDE per the IEC 61643-11 standard as suitable for installation in areas where induced lightning exposure is expected
 - Withstand direct surge currents up to 5kA (10/350µs) and induced surge currents of up to 60kA (8/20)
 - Low let through / clamping voltage - as it does not employ spark gaps or other switching elements
- Lockable front hatch access to the main breaker (Optional). Main power can be turned on and off without opening the main enclosure door. Lockout Tagout (LOTO) functionality.
- Pole mount bracket facilitates mounting on up to 4" diameter pole using existing clamps. Can also be banded to any diameter pole. Center mount holes (5/8") for center pole mount.
- Top, bottom or side cable entry allows for cleaner installations
- Customer specified knockouts available

Benefits

- Offers unique maintenance free protection
- NEMA 4 rated enclosure, allowing for installation in harsh environments
- Lightweight design allows easy installation

Raycap

www.raycap.com

Strikesorb is a registered trademark of Raycap
© 2024 Raycap All rights reserved.
G02-01-740 240515

SPECIFICATIONS



AC Disconnect with Integrated Surge Protection for Small Cell Radio Heads

RSx-EMN-X02MS-21NN
RSx-EMC-X02MS-21NN] 60A Main Breaker
RSx-EMN-Z02MS-21NN
RSx-EMC-Z02MS-21NN] 100A Main Breaker

Product Information		Strikesorb SPD Models
Model Number		RSx-EMN-X02MS-21NN
	Number of Circuits	Available up to 12 circuits
	Service Disconnect	60A main breaker
		RSx-EMC-X02MS-21NN
	Number of Circuits	Available up to 12 circuits
	Service Disconnect	60A main breaker (with external disconnect)
		RSx-EMN-Z02MS-21NN
	Number of Circuits	Available up to 12 circuits
	Service Disconnect	100A main breaker
		RSx-EMC-Z02MS-21NN
	Number of Circuits	Available up to 12 circuits
	Service Disconnect	100A main breaker (with external disconnect)
Breakers		13mm DIN Rail
Breakers Provided*		2x 1-Pos or 1x 2-Pos din-rail breakers (2A to 25A)
Breaker Interrupt Rating (kAIC)		10kA
Connection (Power)		Main Breaker #12 - #2Ø AWG (3.31 - 67.4mm ²)
		Branch Breaker #14 - #2 AWG (2.5 - 6mm ²)
		Ground and Neutral Busbars #14 - #2 AWG (2.08 - 33.6mm ²)
Enclosure Type (Outdoor)		Powder Coated Steel
Enclosure		Hinged with Padlockable Latches
Environmental Ingress Protection (IP) Rating		NEMA 4
Operation Temperature (°C)		-40° C to +80° C
Storage Temperature (°C)		-40° C to +80° C
Dimensions (W x H x D)		9.10" x 14.87" x 6.05" [231 x 377 x 154 mm]
Weight (including 2 Breakers) lbs.		Unit: 14.8 Bracket: 2.3 System: 17.1


Surge Suppression Specifications	
Surge Protection Device (SPD) Type to UL	Strikesorb 30-A-2CHV Surge Suppression
Surge Protective Device (SPD) Type per UL 1449 5th Ed.	Recognized UL SPD
Surge Protection Device (SPD) Class to IEC 61643-11	Class I
Nominal Operating Voltage [U _n]	120V / 240V split phase
Nominal Discharge Current [I _n] per UL 1449 5th Ed.	20 kA 8/20µs
Maximum Discharge Current [I _{max}] per IEC 61643-11	60 kA 8/20µs
Impulse Discharge Current [I _{imp}] per IEC 61643-11	5kA 10/350µs
Maximum Continuous Operating Voltage [U _c] (MCOV)	150V per line
Voltage Protection Level [U _p] per IEC 61643-11	700V
Suppression Technology	MOV
Protection Modes	L1 to Neutral, L2 to Neutral

Standards Compliance & Certifications	
<i>Strikesorb modules are compliant to the following Surge Protective Device (SPD) standards:</i>	
UL 1449 5th Edition: 2011, IEC 61643-11: 2011, EN 61643-11: 2012, IEEE C62.11: 2005, IEEE C62.41: 2002, IEEE C62.45: 2002, NEMA-LS-1	
Certification	UL, VDE, CE
Panel Board Certification	UL 67 Pending (suitable for use as service equipment)

*Additional breakers and sizes are available and sold separately.



www.raycap.com



DATA SHEET


AC Disconnect with Integrated Surge Protection for Small Cell Radio Heads

Strikesorb®

The RSx-F series are AC Disconnect, Load Center and Surge Protection Devices that are Suitable for Use as Service Equipment (SUSE). They are designed to provide robust overvoltage surge protection for up to 16 AC power circuits for today's small cell radio systems.

RSx-FMN-X02MS-21NN • RSx-FML-X02MS-21NN 60A Main Breaker
RSx-FMN-Z02MS-21NN • RSx-FML-Z02MS-21NN 100A Main Breaker

Use (x) character in model prefix to indicate enclosure color option
D: Light Gray G: Green B: Black N: Brown



Features

- Suitable for Use as Service Equipment (SUSE) without condition per UL and NEC with 60A or 100A main breaker
- Up to sixteen circuits for individual power control and over current protection
- Comes standard with (2) din rail 13mm breakers (2x20A) providing (2) 120VAC circuits which can be bridged to provide (1) 240V feed
- 120/240VAC split phase configuration
- Available Surge Protection:
 - Optional Strikesorb 30-A-2CHV Surge Protective Device (SPD)
 - Class I SPD, certified by VDE per the IEC 61643-11 standard as suitable for installation in areas where induced lightning exposure is expected
 - Withstand direct surge currents up to 5kA (10/350µs) and induced surge currents of up to 60kA (8/20)
 - Low let through / clamping voltage - as it does not employ spark gaps or other switching elements
 - Optional Raycap ProTec Din Rail Surge Protective Device (SPD)
 - Class II SPD, certified by VDE per the IEC 61643-11 standard
 - Withstand induced surge currents of up to 50kA (8/20)
 - High-Energy MOV and Thermal Protection
 - Visual status indication
- Lockable front hatch access to the main breaker (Optional). Main power can be turned on and off without opening the main enclosure door. Lockout Tagout (LOTO) functionality.
- Pole mount bracket facilitates mounting on up to 4" diameter pole using existing clamps. Can also be banded to any diameter pole. Center mount holes (5/8") for center pole mount.
- Top, bottom or side cable entry allows for cleaner installations
- Customer specified knockouts available

UL 67

Type 4 Enclosure Electrical Rating: 240V Single Phase	
Service entrance rating: Suitable for use as service equipment	
Class	Interrupting Rating
Symmet.	Asym.



RSD-FMC-Z02MS-21NN
(Lt. Gray color, 2 Breakers, Strikesorb SPD,
External Disconnect)

Mounting Bracket Included

Benefits

- Offers unique maintenance free protection
- NEMA 4 rated enclosure, allowing for installation in harsh environments
- Lightweight design allows easy installation

Raycap

www.raycap.com

Strikesorb is a registered trademark of Raycap
© 2024 Raycap All rights reserved.
G02-01-789 240515

SPECIFICATIONS

AC Disconnect with Integrated Surge Protection for Small Cell Radio Heads

Strikesorb®

RSx-FMN-X16MS-21NN • RSx-FML-X16MS-21NN] 60A Main Breaker
RSx-FMN-Z16MS-21NN • RSx-FML-Z16MS-21NN] 100A Main Breaker

Product Information

Model Number	RSx-FMN-X02MS-21NN
Number of Circuits	Available up to 16 circuits
Service Disconnect	60A main breaker
	RSx-FML-X02MS-21NN
Number of Circuits	Available up to 16 circuits
Service Disconnect	60A main breaker (with external disconnect & LED)
	RSx-FMN-Z02MS-21NN
Number of Circuits	Available up to 16 circuits
Service Disconnect	100A main breaker
	RSx-FML-Z02MS-21NN
Number of Circuits	Available up to 16 circuits
Service Disconnect	100A main breaker (with external disconnect & LED)
Breakers	13mm DIN Rail
Breaker Interrupt Rating (kAIC)	10kA
Connection (Power)	Main Breaker #12 - #2Ø AWG (3.31 - 67.4mm²) Branch Breaker #18 - #2 AWG (1.02 - 33.6mm²) Ground and Neutral Busbars #14 - #2 AWG (2.08 - 33.6mm²)
Enclosure Type (Outdoor)	Powder Coated Steel
Enclosure	Hinged with Padlockable Latches
Environmental Ingress Protection (IP) Rating	NEMA 4
Operation Temperature (°C)	-40° C to +80° C
Storage Temperature (°C)	-40° C to +80° C
Dimensions (W x H x D)	9.10" x 18.25" x 6.05" [231 x 464 x 154 mm]
Weight (including 16 Breakers) lbs.	Unit: 20.9 Bracket: 2.7 System: 23.6

Surge Suppression Specifications

Surge Protection Device (SPD) Type to UL	Strikesorb 30-A-2CHV Surge Suppression
Surge Protective Device (SPD) Type per UL 1449 5th Ed.	Recognized UL SPD
Surge Protection Device (SPD) Class to IEC 61643-11	Class I
Nominal Operating Voltage [U _n]	120V / 240V split phase
Nominal Discharge Current [I _n] per UL 1449 5th Ed.	20 kA 8/20µs
Maximum Discharge Current [I _{max}] per IEC 61643-11	60 kA 8/20µs
Impulse Discharge Current [I _{imp}] per IEC 61643-11	5 kA 10/350µs
Maximum Continuous Operating Voltage [U _c] (MCOV)	150V per line
Voltage Protection Level [U _p] per IEC 61643-11	700V
Suppression Technology	MOV
Protection Modes	L1 to Neutral, L2 to Neutral

Standards Compliance & Certifications

Strikesorb modules are compliant to the following Surge Protective Device (SPD) standards:
 UL 1449 5th Edition: 2011, IEC 61643-11: 2011, EN 61643-11: 2012, IEEE C62.11: 2005, IEEE C62.41: 2002, IEEE C62.45: 2002, NEMA-LS-1

Certification	UL, VDE, CE
Panel Board Certification	UL 67 (suitable for use as service equipment)

*Additional breakers and sizes are available and sold separately.

Raycap

www.raycap.com



AWG=American Wire Gauge

DATA SHEET

AC Disconnect with Integrated Surge Protection for Small Cell Radio Heads


RSx-FMN-X16MS-21NN • **RSx-FML-X16MS-21NN**] 60A Main Breaker

RSx-FMN-Z16MS-21NN • **RSx-FML-Z16MS-21NN**] 100A Main Breaker

Strikesorb®

The RSx-F series are AC Disconnect, Load Center and Surge Protection Devices that are Suitable for Use as Service Equipment (SUSE). They are designed to provide robust overvoltage surge protection for up to 16 AC power circuits for today's small cell radio systems.

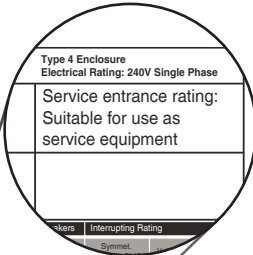
Use (x) character in model prefix to indicate enclosure color option
D: Light Gray G: Green B: Black N: Brown L: Blue



Features

- Suitable for Use as Service Equipment (SUSE) without condition per UL and NEC with 60A or 100A main breaker
- Up to sixteen circuits for individual power control and over current protection
- Comes standard with (16) din rail 13mm breakers providing 120VAC circuits which can be bridged to provide (8) 240V feeds (1 breaker utilized for LED indicator when this option is chosen)
- 120/240VAC split phase configuration
- Strikesorb 30-A-2CHV Surge Protective Device (SPD)
 - Class I SPD, certified by VDE per the IEC 61643-11 standard as suitable for installation in areas where induced lightning exposure is expected
 - Withstand direct surge currents up to 5kA (10/350µs) and induced surge currents of up to 60kA (8/20)
 - Low let through / clamping voltage - as it does not employ spark gaps or other switching elements
- Lockable front hatch access to the main breaker (Optional). Main power can be turned on and off without opening the main enclosure door. Lockout Tagout (LOTO) functionality.
- LED indicator for "Power On" status and the position of the Main Breaker Disconnect (Optional)
 - 1 breaker utilized for LED indicator when this option is chosen
 - Maximum (15) 120VAC circuits, maximum (7) 240V feeds when this option is chosen
- Pole mount bracket facilitates mounting on up to 4" diameter pole using existing clamps. Can also be banded to any diameter pole. Center mount holes (5/8") for center pole mount.
- Top, bottom or side cable entry allows for cleaner installations
- Customer specified knockouts available

UL 67



RSD-FML-Z16MS-21NN
(Lt. Gray color, 16 Breakers,
Strikesorb SPD, External Disconnect &
LED Power-ON Status Indicator)

Mounting Bracket Included

Benefits

- Offers unique maintenance free protection
- NEMA 4 rated enclosure, allowing for installation in harsh environments
- Lightweight design allows easy installation

Raycap

www.raycap.com

Strikesorb is a registered trademark of Raycap
© 2024 Raycap All rights reserved.
G02-01-788 240515

SPECIFICATIONS



AC Disconnect with Integrated Surge Protection for Small Cell Radio Heads

RSx-FMN-X16MS-21NN • RSx-FML-X16MS-21NN] 60A Main Breaker
RSx-FMN-Z16MS-21NN • RSx-FML-Z16MS-21NN] 100A Main Breaker

Product Information

Model Number	RSx-FMN-X16MS-21NN
Number of Circuits	Available up to 16 circuits
Service Disconnect	60A main breaker
	RSx-FML-X16MS-21NN
Number of Circuits	Available up to 16 circuits
Service Disconnect	60A main breaker (with external disconnect & LED)
	RSx-FMN-Z16MS-21NN
Number of Circuits	Available up to 16 circuits
Service Disconnect	100A main breaker
	RSx-FML-Z16MS-21NN
Number of Circuits	Available up to 16 circuits
Service Disconnect	100A main breaker (with external disconnect & LED)
Breakers	13mm DIN Rail
Breaker Interrupt Rating (kAIC)	10kA
Connection (Power)	Main Breaker #12 - #2Ø AWG (3.31 - 67.4mm ²) Branch Breaker #18 - #2 AWG (1.02 - 33.6mm ²) Ground and Neutral Busbars #14 - #2 AWG (2.08 - 33.6mm ²)
Enclosure Type (Outdoor)	Powder Coated Steel
Enclosure	Hinged with Padlockable Latches
Environmental Ingress Protection (IP) Rating	NEMA 4
Operation Temperature (°C)	-40° C to +80° C
Storage Temperature (°C)	-40° C to +80° C
Dimensions (W x H x D)	9.10" x 18.25" x 6.05" [231 x 464 x 154 mm]
Weight (including 16 Breakers) lbs.	Unit: 20.9 Bracket: 2.7 System: 23.6

Surge Suppression Specifications

Surge Protection Device (SPD) Type to UL	Strikesorb 30-A-2CHV Surge Suppression
Surge Protective Device (SPD) Type per UL 1449 5th Ed.	Recognized UL SPD
Surge Protection Device (SPD) Class to IEC 61643-11	Class I
Nominal Operating Voltage [U _n]	120V / 240V split phase
Nominal Discharge Current [I _n] per UL 1449 5th Ed.	20 kA 8/20µs
Maximum Discharge Current [I _{max}] per IEC 61643-11	60 kA 8/20µs
Impulse Discharge Current [I _{imp}] per IEC 61643-11	5 kA 10/350µs
Maximum Continuous Operating Voltage [U _c] (MCOV)	150V per line
Voltage Protection Level [U _p] per IEC 61643-11	700V
Suppression Technology	MOV
Protection Modes	L1 to Neutral, L2 to Neutral

Standards Compliance & Certifications

Strikesorb modules are compliant to the following Surge Protective Device (SPD) standards:
 UL 1449 5th Edition: 2011, IEC 61643-11: 2011, EN 61643-11: 2012, IEEE C62.11: 2005, IEEE C62.41: 2002, IEEE C62.45: 2002, NEMA-LS-1

Certification	UL, VDE, CE
Panel Board Certification	UL 67 (suitable for use as service equipment)

*Additional breakers and sizes are available and sold separately.



www.raycap.com



DATA SHEET

AC Disconnect with Integrated Surge Protection for Small Cell Radio Heads

Strikesorb®

The RSx-F series are AC Disconnect, Load Center and Surge Protection Devices that are Suitable for Use as Service Equipment (SUSE). They are designed to provide robust overvoltage surge protection for up to 16 AC power circuits for today's small cell radio systems.

RSx-FMN-X16MS-21NN] 60A Main Breaker

RSx-FMC-X16MS-21NN] 60A Main Breaker

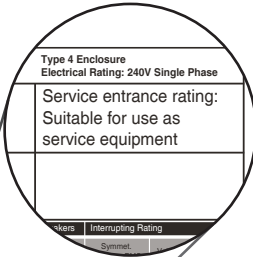
RSx-FMN-Z16MS-21NN] 100A Main Breaker

RSx-FMC-Z16MS-21NN] 100A Main Breaker

Use (x) character in model prefix to indicate enclosure color option
D: Light Gray G: Green B: Black N: Brown L: Blue



UL 67



RSD-FMC-Z16MS-21NN
(Lt. Gray color, 16 Breakers, Strikesorb SPD,
External Disconnect)

Mounting Bracket Included

Features

- Suitable for Use as Service Equipment (SUSE) without condition per UL and NEC with 60A or 100A main breaker
- Up to sixteen circuits for individual power control and over current protection
- Comes standard with 16x 1-Pos, 8x 2-Pos or other combination of din-rail breakers (2A to 25A)
- 120/240VAC split phase configuration
- Available Surge Protection:
 - Strikesorb 30-A-2CHV Surge Protective Device (SPD)
 - Class I SPD, certified by VDE per the IEC 61643-11 standard as suitable for installation in areas where induced lightning exposure is expected
 - Withstand direct surge currents up to 5kA (10/350 μ s) and induced surge currents of up to 60kA (8/20)
 - Low let through / clamping voltage - as it does not employ spark gaps or other switching elements
- Lockable front hatch access to the main breaker (Optional). Main power can be turned on and off without opening the main enclosure door. Lockout Tagout (LOTO) functionality.
- Pole mount bracket facilitates mounting on up to 4" diameter pole using existing clamps. Can also be banded to any diameter pole. Center mount holes (5/8") for center pole mount.
- Top, bottom or side cable entry allows for cleaner installations
- Customer specified knockouts available

Benefits

- Offers unique maintenance free protection
- NEMA 4 rated enclosure, allowing for installation in harsh environments
- Lightweight design allows easy installation

Raycap

www.raycap.com

Strikesorb is a registered trademark of Raycap
© 2024 Raycap All rights reserved.
G02-01-732 240515

SPECIFICATIONS

Strikesorb®

AC Disconnect with Integrated Surge Protection for Small Cell Radio Heads

RSx-FMN-X16MS-21NN] 60A Main Breaker
RSx-FMC-X16MS-21NN]

RSx-FMN-Z16MS-21NN] 100A Main Breaker
RSx-FMC-Z16MS-21NN]

Product Information		Strikesorb SPD Models
Model Number		RSx-FMN-X16MS-21NN
	Number of Circuits	Available up to 16 circuits
	Service Disconnect	60A main breaker
		RSx-FMC-X16MS-21NN
	Number of Circuits	Available up to 16 circuits
	Service Disconnect	60A main breaker (with external disconnect)
		RSx-FMN-Z16MS-21NN
	Number of Circuits	Available up to 16 circuits
	Service Disconnect	100A main breaker
		RSx-FMC-Z16MS-21NN
	Number of Circuits	Available up to 16 circuits
	Service Disconnect	100A main breaker (with external disconnect)
Breakers		13mm DIN Rail
Breakers Provided*		16x 1-Pos, 8x 2-Pos or other combination (2A to 25A)
Breaker Interrupt Rating (kAIC)		10kA
Connection (Power)		Main Breaker #12 - #2Ø AWG (3.31 - 67.4mm ²)
		Branch Breaker #14 - #2 AWG (2.5 - 6mm ²)
		Ground and Neutral Busbars #14 - #2 AWG (2.08 - 33.6mm ²)
Enclosure Type (Outdoor)		Powder Coated Steel
Enclosure		Hinged with Padlockable Latches
Environmental Ingress Protection (IP) Rating		NEMA 4
Operation Temperature (°C)		-40° C to +80° C
Storage Temperature (°C)		-40° C to +80° C
Dimensions (W x H x D)		9.10" x 18.25" x 6.05" [231 x 464 x 154 mm]
Weight (including 16 Breakers) lbs.		Unit: 20.9 Bracket: 2.7 System: 23.6
Surge Suppression Specifications		
Surge Protection Device (SPD) Type to UL		Strikesorb 30-A-2CHV Surge Suppression
Surge Protective Device (SPD) Type per UL 1449 5th Ed.		Recognized UL SPD
Surge Protection Device (SPD) Class to IEC 61643-11		Class I
Nominal Operating Voltage [U _n]		120V / 240V split phase
Nominal Discharge Current [I _n] per UL 1449 5th Ed.		20 kA 8/20µs
Maximum Discharge Current [I _{max}] per IEC 61643-11		60 kA 8/20µs
Impulse Discharge Current [I _{imp}] per IEC 61643-11		5kA 10/350µs
Maximum Continuous Operating Voltage [U _c] (MCOV)		150V per line
Voltage Protection Level [U _p] per IEC 61643-11		700V
Suppression Technology		MOV
Protection Modes		L1 to Neutral, L2 to Neutral
Standards Compliance & Certifications		
<i>Strikesorb modules are compliant to the following Surge Protective Device (SPD) standards:</i>		
UL 1449 5th Edition: 2011, IEC 61643-11: 2011, EN 61643-11: 2012, IEEE C62.11: 2005, IEEE C62.41: 2002, IEEE C62.45: 2002, NEMA-LS-1		
Certification		UL, VDE, CE
Panel Board Certification		UL 67 (suitable for use as service equipment)

*Additional breakers and sizes are available and sold separately.

Raycap

www.raycap.com



AWG=American Wire Gauge

DATA SHEET

AC Disconnect with Integrated Surge Protection for Small Cell Radio Heads

Strikesorb®

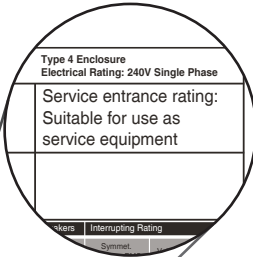
The RSx-F series are AC Disconnect, Load Center and Surge Protection Devices that are Suitable for Use as Service Equipment (SUSE). They are designed to provide robust overvoltage surge protection for up to 16 AC power circuits for today's small cell radio systems.

RSx-FMN-X02MS-21NN] 60A Main Breaker
RSx-FMC-X02MS-21NN]
RSx-FMN-Z02MS-21NN] 100A Main Breaker
RSx-FMC-Z02MS-21NN]

Use (x) character in model prefix to indicate enclosure color option
D: Light Gray G: Green B: Black N: Brown L: Blue



UL 67



RSD-FMC-Z02MS-21NN
(Lt. Gray color, 2 Breakers, Strikesorb SPD,
External Disconnect)

Mounting Bracket Included

Features

- Suitable for Use as Service Equipment (SUSE) without condition per UL and NEC with 60A or 100A main breaker
- Up to sixteen circuits for individual power control and over current protection
- Comes standard with 2x 1-Pos or 1x 2-Pos din-rail breakers (2A to 25A)
- 120/240VAC split phase configuration
- Available Surge Protection:
 - Strikesorb 30-A-2CHV Surge Protective Device (SPD)
 - Class I SPD, certified by VDE per the IEC 61643-11 standard as suitable for installation in areas where induced lightning exposure is expected
 - Withstand direct surge currents up to 5kA (10/350 μ s) and induced surge currents of up to 60kA (8/20)
 - Low let through / clamping voltage - as it does not employ spark gaps or other switching elements
- Lockable front hatch access to the main breaker (Optional). Main power can be turned on and off without opening the main enclosure door. Lockout Tagout (LOTO) functionality.
- Pole mount bracket facilitates mounting on up to 4" diameter pole using existing clamps. Can also be banded to any diameter pole. Center mount holes (5/8") for center pole mount.
- Top, bottom or side cable entry allows for cleaner installations
- Customer specified knockouts available

Benefits

- Offers unique maintenance free protection
- NEMA 4 rated enclosure, allowing for installation in harsh environments
- Lightweight design allows easy installation

Raycap

www.raycap.com

Strikesorb is a registered trademark of Raycap
© 2024 Raycap All rights reserved.
G02-01-741 240515

SPECIFICATIONS

Strikesorb®

AC Disconnect with Integrated Surge Protection for Small Cell Radio Heads

RSx-FMN-X02MS-21NN
RSx-FMC-X02MS-21NN] 60A Main Breaker
RSx-FMN-Z02MS-21NN
RSx-FMC-Z02MS-21NN] 100A Main Breaker

Product Information		Strikesorb SPD Models
Model Number		RSx-FMN-X02MS-21NN
	Number of Circuits	Available up to 16 circuits
	Service Disconnect	60A main breaker
		RSx-FMC-X02MS-21NN
	Number of Circuits	Available up to 16 circuits
	Service Disconnect	60A main breaker (with external disconnect)
		RSx-FMN-Z02MS-21NN
	Number of Circuits	Available up to 16 circuits
	Service Disconnect	100A main breaker
		RSx-FMC-Z02MS-21NN
	Number of Circuits	Available up to 16 circuits
	Service Disconnect	100A main breaker (with external disconnect)
Breakers		13mm DIN Rail
Breakers Provided*		2x 1-Pos or 1x 2-Pos din-rail breakers (2A to 25A)
Breaker Interrupt Rating (kAIC)		10kA
Connection (Power)		Main Breaker #12 - #2Ø AWG (3.31 - 67.4mm²) Branch Breaker #14 - #2 AWG (2.5 - 6mm²) Ground and Neutral Busbars #14 - #2 AWG (2.08 - 33.6mm²)
Enclosure Type (Outdoor)		Powder Coated Steel
Enclosure		Hinged with Padlockable Latches
Environmental Ingress Protection (IP) Rating		NEMA 4
Operation Temperature (°C)		-40° C to +80° C
Storage Temperature (°C)		-40° C to +80° C
Dimensions (W x H x D)		9.10" x 18.25" x 6.05" [231 x 464 x 154 mm]
Weight (including 2 Breakers) lbs.		Unit:17.8 Bracket: 2.7 System: 20.5
Surge Suppression Specifications		
Surge Protection Device (SPD) Type to UL		Strikesorb 30-A-2CHV Surge Suppression
Surge Protective Device (SPD) Type per UL 1449 5th Ed.		Recognized UL SPD
Surge Protection Device (SPD) Class to IEC 61643-11		Class I
Nominal Operating Voltage [U _n]		120V / 240V split phase
Nominal Discharge Current [I _n] per UL 1449 5th Ed.		20 kA 8/20µs
Maximum Discharge Current [I _{max}] per IEC 61643-11		60 kA 8/20µs
Impulse Discharge Current [I _{imp}] per IEC 61643-11		5kA 10/350µs
Maximum Continuous Operating Voltage [U _c] (MCOV)		150V per line
Voltage Protection Level [U _p] per IEC 61643-11		700V
Suppression Technology		MOV
Protection Modes		L1 to Neutral, L2 to Neutral
Standards Compliance & Certifications		
<i>Strikesorb modules are compliant to the following Surge Protective Device (SPD) standards:</i>		
UL 1449 5th Edition: 2011, IEC 61643-11: 2011, EN 61643-11: 2012, IEEE C62.11: 2005, IEEE C62.41: 2002, IEEE C62.45: 2002, NEMA-LS-1		
Certification		UL, VDE, CE
Panel Board Certification		UL 67 (suitable for use as service equipment)

*Additional breakers and sizes are available and sold separately.

Raycap

www.raycap.com



AWG=American Wire Gauge